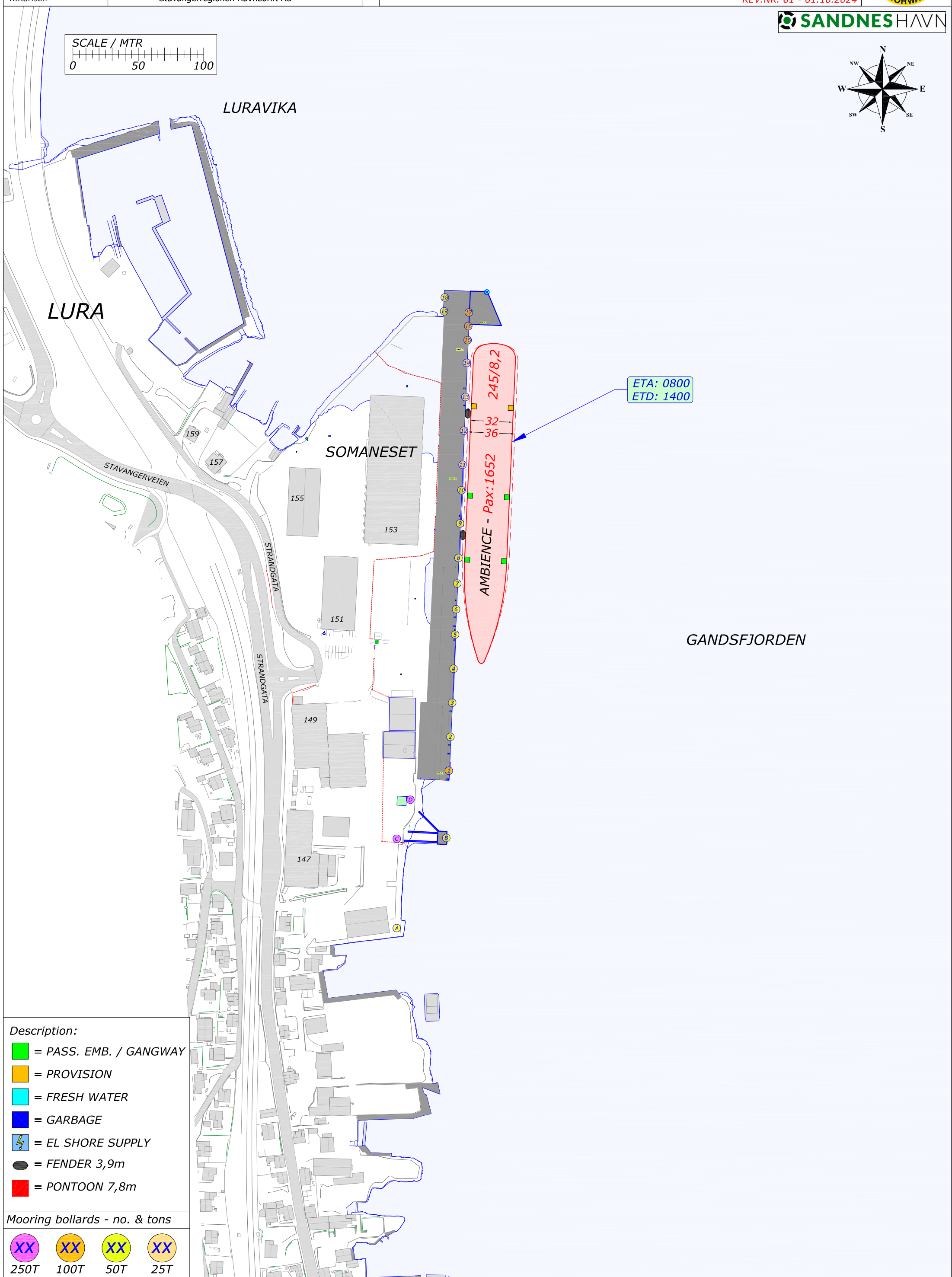
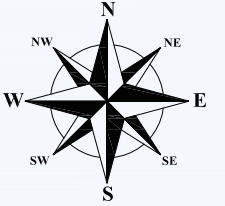
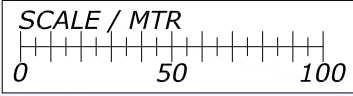


ETA: 0800
 ETD: 1800

ETA: 0700
 ETD: 1300

- Description:**
- = PASS. EMB. / GANGWAY
 - = PROVISION
 - = FRESH WATER
 - = GARBAGE
 - ⚡ = EL SHORE SUPPLY
 - = FENDER 3,9m
 - = PONTOON 7,8m

- Mooring bollards - no. & tons**
- XX 200T
 - XX 100T
 - XX 50T
 - XX UDEF



ETA: 0800
 ETD: 1400

AMBIENCE - Pax:1652
 245/8,2
 32
 36

GANDSFJORDEN

- Description:
- = PASS. EMB. / GANGWAY
 - = PROVISION
 - = FRESH WATER
 - = GARBAGE
 - ⚡ = EL SHORE SUPPLY
 - = FENDER 3,9m
 - = PONTOON 7,8m

Mooring bollards - no. & tons

- XX
250T
- XX
100T
- XX
50T
- XX
25T